


Model 1530

1" to 1½"

DN25 to DN40



Three-Way Thermostatic Valves



Compact and Reliable Temperature Control

Fluid Power Energy (FPE) thermostatic valves utilize the principle of expanding wax, which in the semi-liquid state undergoes large expansion rates within a relatively narrow temperature range. The self-contained element activates a stainless steel sleeve, which directs flow. All FPE thermostatic valves are factory set at predetermined temperatures: no further adjustments are necessary.

When used in a diverting application, on start-up the total fluid flow is routed back to the main system. As fluid temperature rises to the control range, some fluid is diverted to the cooling system. As fluid temperature continues to increase, more flow is diverted. When the thermostat is in a fully stroked condition, all fluid flow is directed to the cooling system.

FPE thermostatic valves may also be used in a mixing application. Hot fluid enters the "B" port and colder fluid enters the "C" port. The flows mix and the thermostat adjusts flow through ports "B" and "C" to reach the desired temperature, exiting the "A" port.

Standard FPE thermostatic valve housings are made from aluminum and grey iron castings, however, ductile iron, bronze, steel and stainless steel housings are available.

Additional BSP, SAE and JIS threads available.



Including:

1530	1½" NPT
1530M	1½" NPT, lever manual override
1530MZ	1½" NPT, nut manual override
1530J16	1" SAE O-Ring
1530J20	1¼" SAE O-Ring
1530J24	1½" SAE O-Ring
SF1530X	1½" 300lbs RF Flange

Flange options available

Features and Benefits

- Wide range of temperatures
- Heavy duty
- Self-contained
- Replaceable element
- Non-adjustable
- Rugged construction
- Tamper-proof
- Operate in any orientation
- Compact

www.FPEvalves.com

EUROPE, MIDDLE EAST,
AFRICA, ASIA + PACIFIC
+44 1733 206 678
emeaap@FPEvalves.com

AMERICAS
+1 262 548 6220
americas@FPEvalves.com

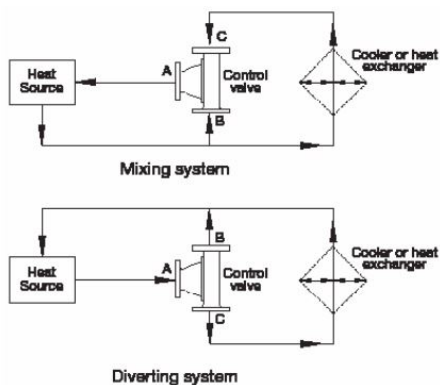
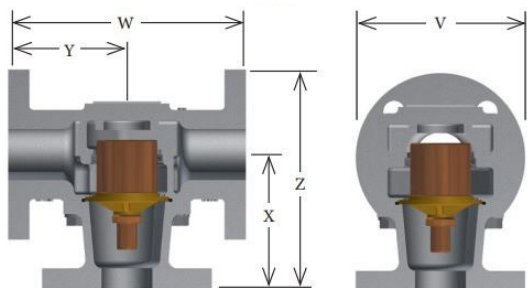
CHINA
+86 0519 8158 0102
china@FPEvalves.com

Model 1530 Three-Way Thermostatic Valve Specifications

All units in inches (mm) or lbs (Kg); English (metric)

Model Number	Body Material*	Nominal Pipe Size	Principal Dimensions Units					Flange Drilling			No. of elements
			X	Y	W	Z	V	No. of holes	Dia. of holes	Bolt circle	
*1530 *1530M	A, AL B, D, S, SS	1 1/2" NPT	3 3/4 (95)	3 1/16 (77)	6 1/8 (155)	5 1/4 (133)	3 3/4 (95)	N/A	N/A	N/A	1
*1530J16 *1530MJ16	A, AL B, D, S, SS	SAE 16 1/2 5/16"-12	3 3/4 (95)	3 1/16 (77)	6 1/8 (155)	5 1/4 (133)	3 3/4 (95)	N/A	N/A	N/A	1
*1530J20 *1530MJ30	A, AL B, D, S, SS	SAE 20 1/2 5/8"-12	3 3/4 (95)	3 1/16 (77)	6 1/8 (155)	5 1/4 (133)	3 3/4 (95)	N/A	N/A	N/A	1
*1530J24 *1530MJ24	A, AL B, D, S, SS	SAE 24 1/2 7/8"-12	3 3/4 (95)	3 1/16 (77)	6 1/8 (155)	5 1/4 (133)	3 3/4 (95)	N/A	N/A	N/A	1
*1530JU33 *1530MJU33	A, AL B, D, S, SS	JIS-SAE 33 M 33x2.0	3 3/4 (95)	3 1/16 (77)	6 1/8 (155)	5 1/4 (133)	3 3/4 (95)	N/A	N/A	N/A	1
*1530JU42 *1530MJU42	A, AL B, D, S, SS	JIS-SAE 42 M 42x2.0	3 3/4 (95)	3 1/16 (77)	6 1/8 (155)	5 1/4 (133)	3 3/4 (95)	N/A	N/A	N/A	1
*1530JU48 *1530MJU48	A, AL B, D, S, SS	JIS-SAE 48 M 48x2.0	3 3/4 (95)	3 1/16 (77)	6 1/8 (155)	5 1/4 (133)	3 3/4 (95)	N/A	N/A	N/A	1
*F1530 *F1530M *F1530MZ	A	1 1/2" 125lbs FF FLANGE	3 7/8 (99)	3 7/16 (87)	6 7/8 (174)	6 3/8 (162)	5 (127)	4	5/8 (15)	3 7/8 (98)	1
	B	1 1/2" 150lb FF FLANGE	3 13/16 (96)	3 5/16 (84)	6 5/8 (168)	6 1/4 (159)	5 (127)	4	5/8 (15)	3 7/8 (98)	1
	D	1 1/2" 150lbs RF FLANGE	4 (102)	3 9/16 (90)	7 1/8 (181)	6 1/2 (165)	5 (127)	4	5/8 (15)	3 7/8 (98)	1
	S	1 1/2" 150lbs RF FLANGE	3 7/8 (99)	3 3/8 (87)	6 7/8 (174)	6 7/16 (163)	5 (127)	4	5/8 (15)	3 7/8 (98)	1
	SS	1 1/2" 150lbs RF FLANGE	3 7/8 (99)	3 3/8 (87)	6 7/8 (174)	6 7/16 (163)	5 (127)	4	5/8 (15)	3 7/8 (98)	1
*F1530X *F1530XM *F1530XMZ	S, SS	1 1/2" 300lbs RF FLANGE	4 1/8 (103)	3 5/8 (92)	7 1/4 (184)	7 7/8 (198)	6 1/8 (155)	4	7/8 (22)	4 1/2 (114)	1
*F1530-X15 *F1530-X15M *F1530-X15MZ	S, SS	1 1/2" 600# RF FLANGE	4 3/8 (112)	4 (100)	8 (200)	8 1/8 (206)	6 1/8 (155)	4	7/8 (22)	4 1/2 (114)	1

Replace * with body material type: A = Cast iron, AL = Aluminum B = Bronze, D = Ductile iron, S = Steel, SS = Stainless Steel.



Pressure ratings @ 250°F

Material	A, AL	B	D	S	SS
psi	150	180	225	670	590
Bar	10.3	12.4	15.5	46.1	40.6

Weights

	A	AL	B	D	S & SS
psi	8 (4)	4 (2)	8 (4)	7 (3)	9 (4)

Service Kits (xxx represents temperature °F)

Model	O-Ring	Gasket	LipSeal	Thermostat
1500-xxx	1 of Buna-N	1	1	1
1500V-xxx	1 of Viton	1	1	1
1500E-xxx	1 of Neoprene	1	1	1

Lip Seal Insertion Tools

Part Number	Component
1571-IT	Lip Seal Insertion Plug

Lip Seal Extraction Tools

Part Number	Component
1571-RT	Lip Seal Extraction Plug

NOTE: Service Kits are supplied with Housing O-Rings & Housing Gaskets. Make sure to replace your original housing seal using the same style seal, and discard the extra component. If your valve was originally supplied with a gasket, DO NOT attempt to use an O-Ring, as the seal will leak without a groove to accept the O-Ring

Note: FPE reserves the right to substitute ordered material for better quality.

www.FPEvalves.com

EUROPE, MIDDLE EAST,
AFRICA, ASIA + PACIFIC
+44 1733 206 678
emeap@FPEvalves.com

AMERICAS
+1 262 548 6220
americas@FPEvalves.com

CHINA
+86 0519 8158 0102
china@FPEvalves.com